

Regulatory Services Partnership webinar Voluntary and Community Sector

- **DISCLAIMER: Licensing in Richmond as we emerge from pandemic restrictions**
- The regulations and guidance relating to Covid 19 change very rapidly and we would always recommend you research via the Government website to ensure you have the latest information for your sector
- English Law – official guidance may differ for premises in other parts of the UK, although much of the practical guidance in the webinar will be useful to any business anywhere in the UK.

About Regulatory Services Partnership (RSP)

Council owned service, serving the London Boroughs of Merton, Richmond upon Thames and Wandsworth

- Over 100 highly trained, experienced advisors covering:
- Environmental health (food hygiene, labelling and food safety)
- Health and safety
- Licensing
- Pollution (air, land, noise, water)
- Trading Standards (includes weights and measures, intellectual property and age restricted sales)
- Advisory and enforcement role in respect of “Covid” Regulations
- 99.9% of all Covid interventions are focused on supporting businesses and voluntary sector to get things right

Speakers

- Helen Clark – Commercial Services Manager
- Maria Dane – Environmental Health Officer (business COVID risk assessments),

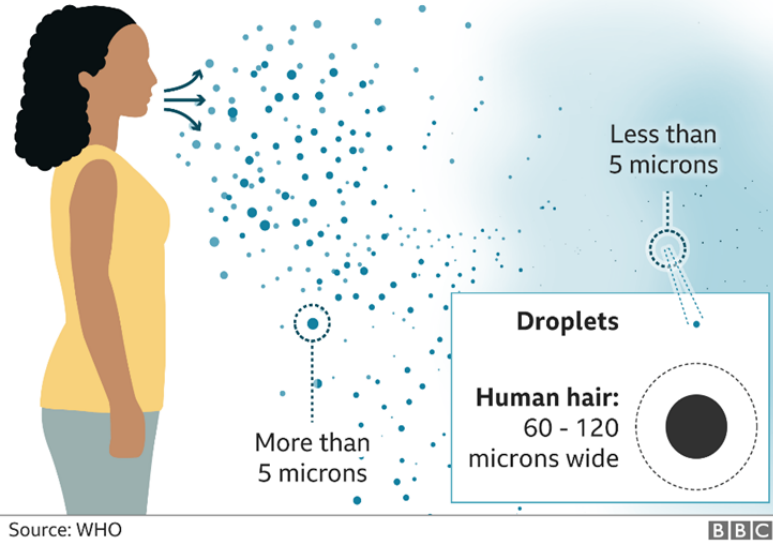
The difference between droplet and airborne transmission

Droplet transmission

Coughs and sneezes can spread droplets of saliva and mucus

Airborne transmission

Tiny particles, possibly produced by talking, are suspended in the air for longer and travel further



Virus in a Nutshell

Science evolved:

- **virus spreads in the air** through tiny particles that **float around after people talk, or breathe out**
- aerosols can remain suspended in the air for **several hours**
- Fomite (surface) transmission very limited
- 3 days - artificial environment in a lab
- no reported cases of FT Internationally

Where to Start?

- **Volunteering and charitable services**
- You can gather above the limit of 6 people or 2 households, or gather indoors, where this is reasonably necessary in order to provide voluntary or charitable services.

<https://www.gov.uk/guidance/covid-19-guidance-for-voluntary-community-and-social-enterprise-organisations>

<https://www.gov.uk/guidance/enabling-safe-and-effective-volunteering-during-coronavirus-covid-19>

<https://www.gov.uk/government/publications/covid-19-guidance-for-the-safe-use-of-multi-purpose-community-facilities>

<https://www.ncvo.org.uk>

Further Guidance

- [Reopening businesses and venues - GOV.UK \(www.gov.uk\)](https://www.gov.uk/guidance/reopening-businesses)
- <https://www.gov.uk/guidance/working-safely-during-coronavirus-covid-19/homes>

<https://www.gov.uk/guidance/working-safely-during-coronavirus-covid-19/offices-and-contact-centres>

[Restaurants, pubs, bars and takeaway services - Working safely during coronavirus \(COVID-19\) - Guidance - GOV.UK \(www.gov.uk\)](https://www.gov.uk/guidance/working-safely-during-coronavirus-covid-19/restaurants-pubs-bars-and-takeaway-services)

- https://assets.publishing.service.gov.uk/government/uploads/system/uploads/attachment_data/file/978597/coronavirus-safer-travel-easy-read-guidance.pdf

<https://www.merton.gov.uk/coronavirus/business/reopening>

Risk Assessments

- Unique to you
- Update regularly
- More than 5 staff needs to be documented
- RA template accessible on Health and Safety Executive website
- <https://www.hse.gov.uk/coronavirus/working-safely/risk-assessment.htm>

Merton toolbox – worth a look


Official
HSE


What to include in your COVID-19 risk assessment


hse.gov.uk/coronavirus/assets/docs/risk-assessment.pdf


1 / 10 | 90%


What to include in your COVID-19 risk assessment


1


2


3


4


HSE

Health and Safety
Executive

What to include in your COVID-19 risk assessment

Company name: _____ **Assessment carried out by:** _____

Date assessment was carried out: _____

As an employer, you must protect people from harm. This includes taking reasonable steps to protect your workers and others from coronavirus. This is called a COVID-19 risk assessment and it will help you manage risk and protect people. You must:

- identify what work activity or situations might cause transmission of the virus
- think about who could be at risk
- decide how likely it is that someone could be exposed
- act to remove the activity or situation, or if this isn't possible, control the risk

When completing your assessment, make sure you talk to your workers and their representatives to explain the measures you are taking. Your workers or their representatives can also provide valuable information on how you could control the risks. There is helpful advice [talking with your workers about preventing coronavirus \(COVID-19\)](#).

You can use this document to help make sure you have covered what you need to keep workers and others safe. Once you have completed your risk assessment you will also have to monitor to make sure that what you have put in place is working as expected.

You should update your COVID risk assessments to reflect any changes in legislation or guidance that may impact how you carry out your work activity, for example if there is a change in local or national restrictions.

More information on [working safely during the coronavirus outbreak](#).

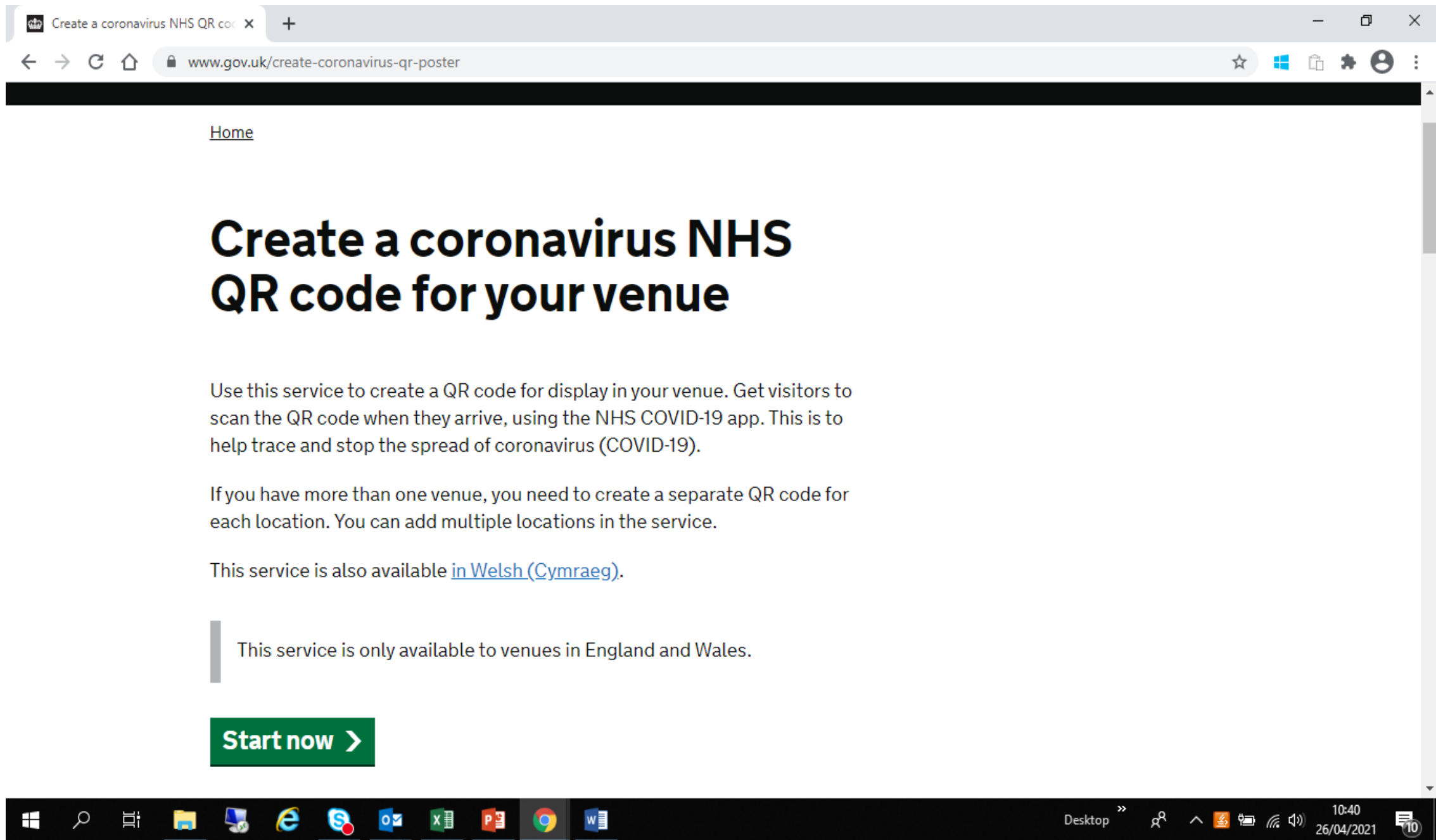
HSE's [core guidance on managing risk](#).

In the UK some rules, such as social distancing, may be different in each of the devolved nations. However, HSE regulates in all of these countries. You should check the public health guidance for the country you are in:

QR codes

- Changes since 12th April – everyone over 16 needs to check in individually
- Separate activities in a multi use venue to have the centre QR code at the activity entrance
- Hard copy of details for 21 days if people don't have the NHS app

<https://www.gov.uk/create-coronavirus-qr-poster>



The screenshot shows a web browser window with the URL www.gov.uk/create-coronavirus-qr-poster. The page has a black header bar. Below it, the word "Home" is underlined. The main heading is "Create a coronavirus NHS QR code for your venue" in large, bold, black text. Below the heading, there is a paragraph explaining the service: "Use this service to create a QR code for display in your venue. Get visitors to scan the QR code when they arrive, using the NHS COVID-19 app. This is to help trace and stop the spread of coronavirus (COVID-19)." Another paragraph follows: "If you have more than one venue, you need to create a separate QR code for each location. You can add multiple locations in the service." A third paragraph states: "This service is also available [in Welsh \(Cymraeg\)](#)." Below this, a grey box contains the text: "This service is only available to venues in England and Wales." At the bottom of the main content area is a green button with the text "Start now >". The Windows taskbar is visible at the bottom of the screen, showing various application icons and the system clock displaying 10:40 on 26/04/2021.

Create a coronavirus NHS QR code

Home

Create a coronavirus NHS QR code for your venue

Use this service to create a QR code for display in your venue. Get visitors to scan the QR code when they arrive, using the NHS COVID-19 app. This is to help trace and stop the spread of coronavirus (COVID-19).

If you have more than one venue, you need to create a separate QR code for each location. You can add multiple locations in the service.

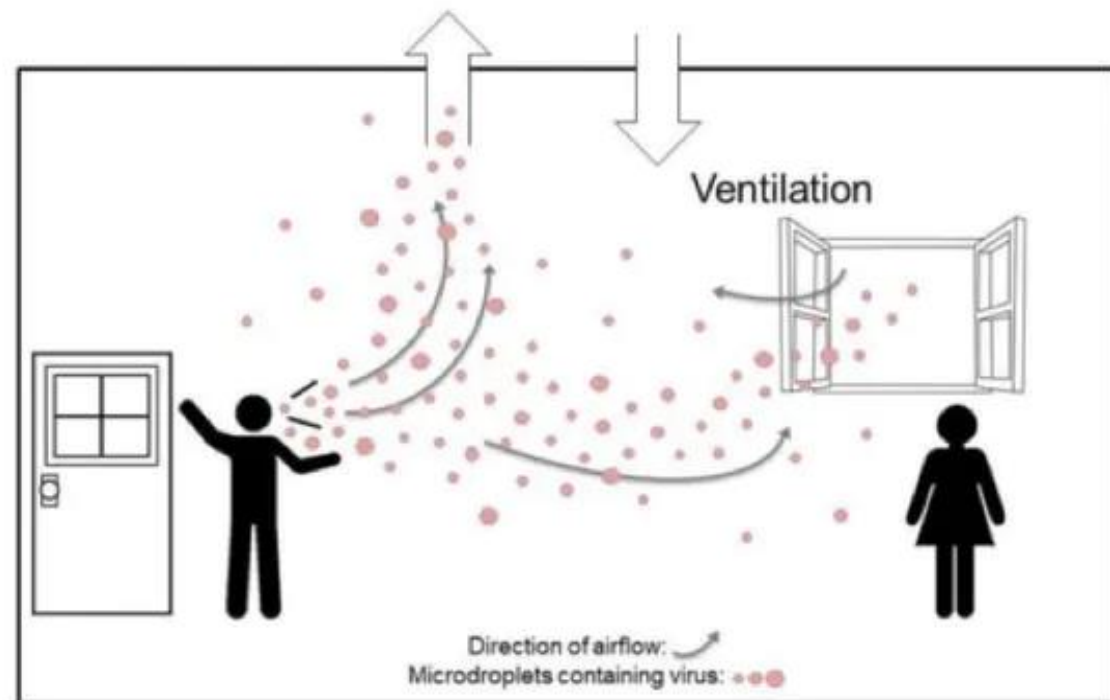
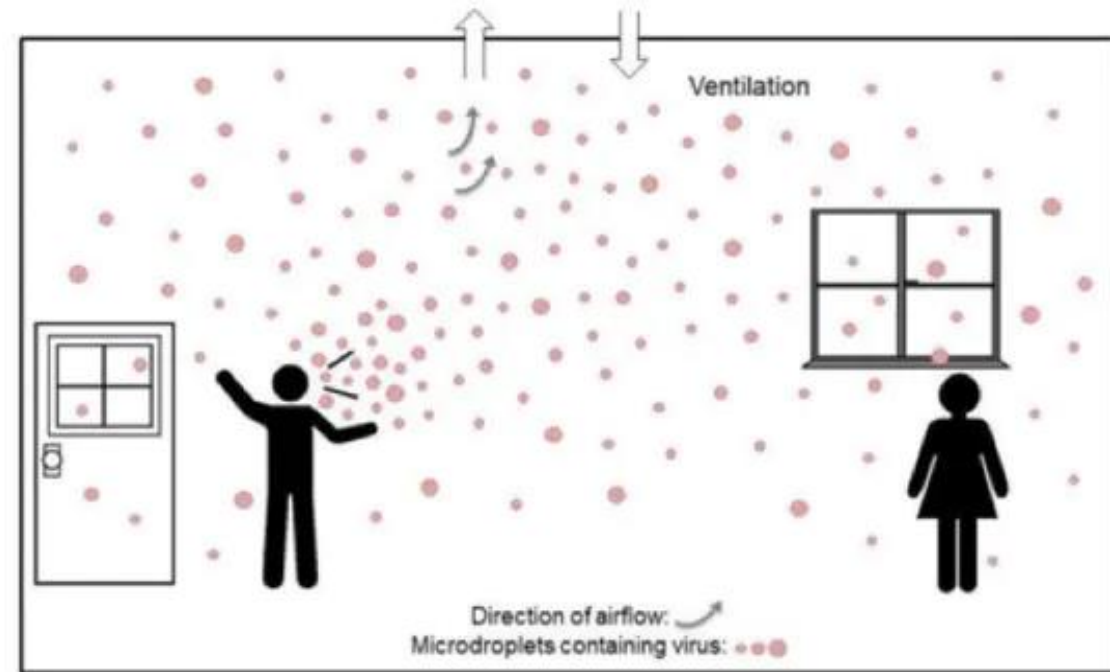
This service is also available [in Welsh \(Cymraeg\)](#).

This service is only available to venues in England and Wales.

Start now >

Reduce risk indoors

Good ventilation is the **PRIORITY**



1m+ / 2m and Mitigation

- Mitigation depends upon your circumstances
- Seating plans
- Screens
- Face coverings
- Cleaning
- Separation by time
- Ventilation
- Being outdoors is in itself mitigation

1m







PPE

Face coverings – FP2 mask gives good protection but any face covering reduces the risk

Face Shields stop large sneeze/cough droplets, but:

- NOT tiny speech aerosols
- do NOT stop staff breathing in small airborne speech droplets (from your customers) that hang in the air

Shields do not replace need for face covering

Gloves interchangeable with good hand washing and can give a false sense of security

TESTING

- Available via Government Covid website or LBR website
- lateral flow tests (LFT) 30 minutes results (like a pregnancy test) very good indicator
- If anyone has symptoms they should get a PCR test
- <https://www.gov.uk/find-covid-19-lateral-flow-test-site>

Mental Health

We all need to look after ourselves and also look out for others...

<https://www.london.gov.uk/coronavirus/coronavirus-and-looking-after-your-mental-health>

<https://www.nhs.uk/oneyou/every-mind-matters>

Covid 19 Vaccinations

- As the vaccination programme is rolled out people will be at different phases depending upon their age and other factors.
- We recommended you ask staff and volunteers to see if they have been vaccinated as part of your Covid risk assessment process.
- You can not insist that anyone gets a Covid vaccination but you can reflect people's vaccination status in the way you deploy them.

Questions received in advance?

