

Richmond Upon Thames

Vision Zero reflects the fundamental belief that no death or serious injury on London's roads and transport network is acceptable.



People killed and seriously injured in your borough in 2018:

2

People were killed

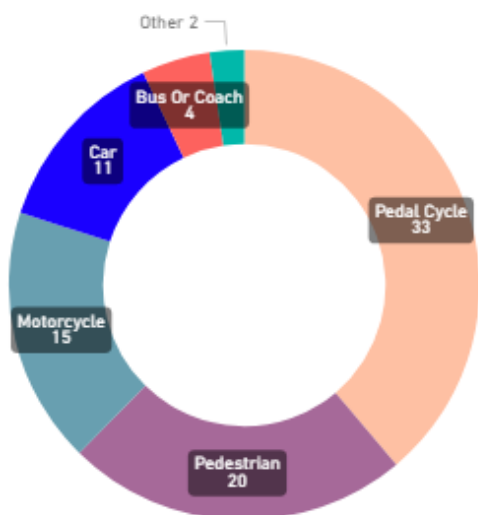
83

People were seriously injured

417

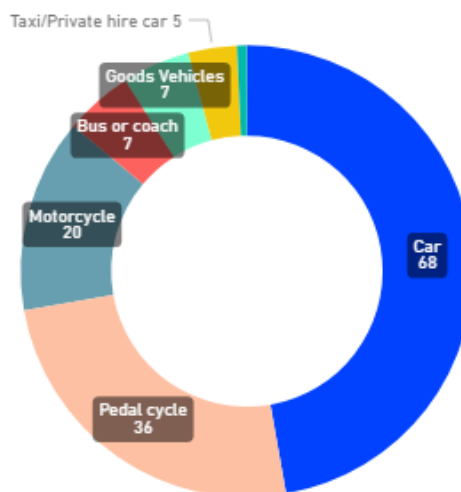
People were slightly injured

People killed or seriously injured 2018-
Casualty type



We must reduce road danger for the people who are most at risk.

Vehicles involved in collisions where people were killed or seriously injured 2018

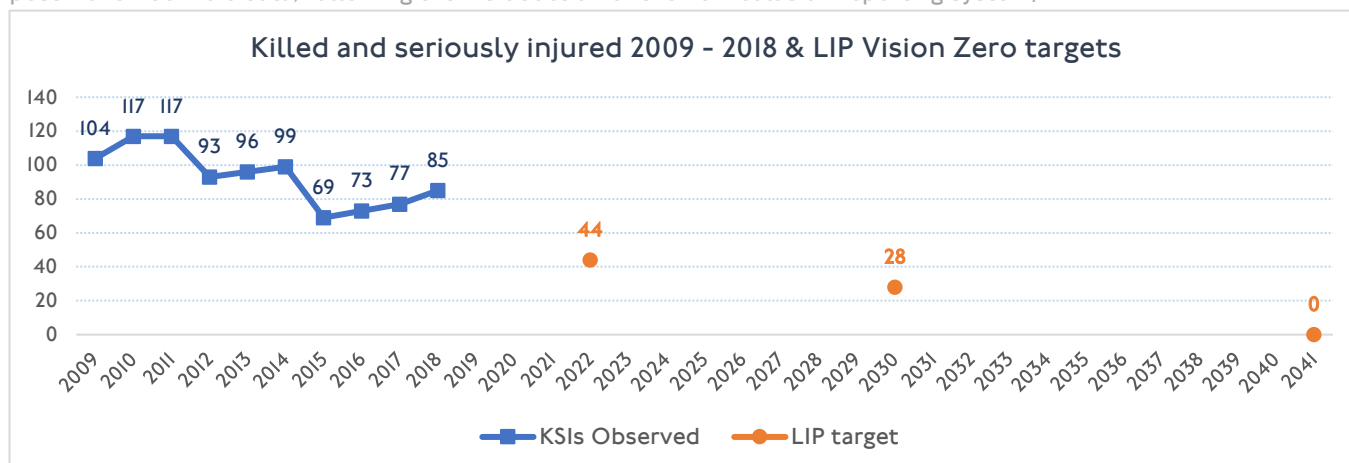


We must reduce the danger posed by vehicles that present the greatest risk

*Note that involvement does not infer fault

People killed or seriously injured in your borough 2009-2018

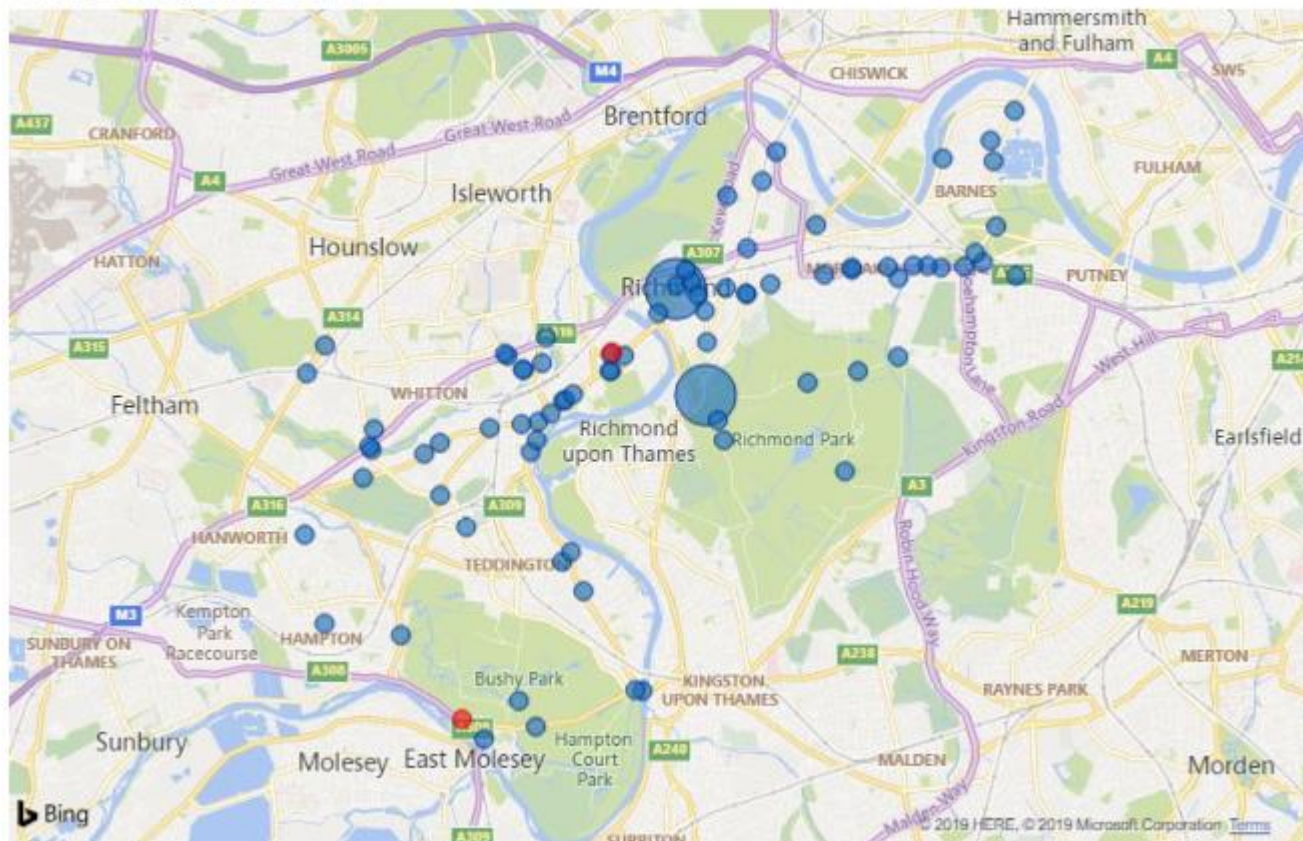
(NB This data has been subject to back-casting exercise to enable pre-November 2016 casualty data to be compared with post November 2016 data, following the introduction of the new collision reporting system)



Locations where collisions resulting in fatal or serious injuries occurred in 2018

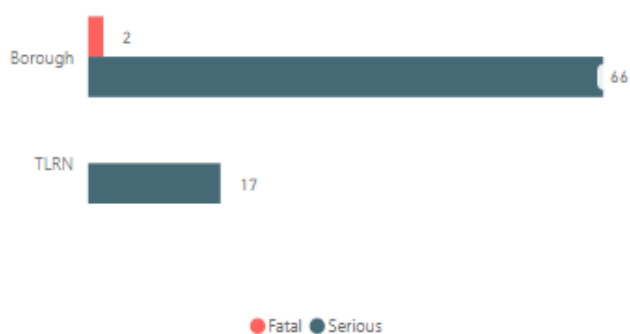
Larger bubbles represent collisions with more than one fatal or serious injury.

Casualty Severity ● Fatal ● Serious

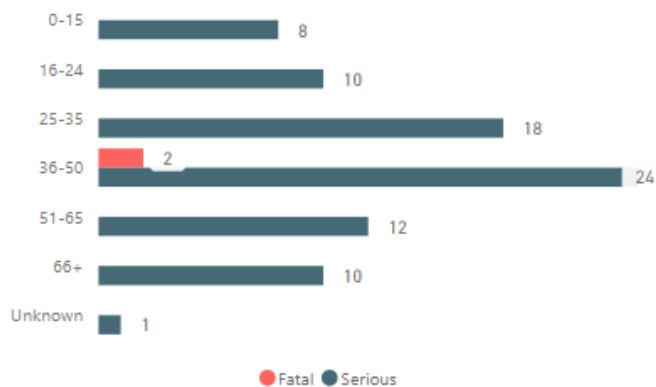


London Collision map – Visit tfl.gov.uk/collision-map to see more detailed information about where collisions happened in your borough

People killed or seriously injured split by highway authority (TLRN or Borough roads).



People killed or seriously injured split by age group and casualty severity.



Casualties in Greater London during 2018 – Visit content.tfl.gov.uk/casualties-in-greater-london-2018 to see a summary of personal injury road traffic collisions and casualties in Greater London in 2018