

## SSA EQUALITY IMPACT AND NEEDS ANALYSIS

<b>Directorate</b>	<b>DASCPH</b>
<b>Service Area</b>	<b>Public Health</b>
<b>Service/policy/function being assessed</b>	<b>Dose of Nature</b>
<b>Which borough (s) does the service/policy apply to</b>	<b>Richmond and Kingston</b>
<b>Staff involved in developing this EINA</b>	<b>Abdul Muktadir, Dawn Patrick</b>
<b>Date approved by Directorate Equality Group (if applicable)</b>	
<b>Date approved by Policy and Review Manager All EINAs must be signed off by the Policy and Review Manager</b>	<b>2/7/2024</b>
<b>Date submitted to Directors' Board</b>	<b>4 July 2024</b>

### 1. Summary

**Please summarise the key findings of the EINA.**

- Dose of Nature (DoN) is a registered charity, which is supported by the Council through the Active Richmond Fund Grant, that promotes mental health by encouraging the engagement with the natural environment. They hire space from Pensford Field Environmental Trust (PEST) to deliver services to Richmond and Kingston residents.
- PEST have a 21 year lease from the Council who own the property Pensford Fields from 2007 to 2028. PEST operates from a cabin that it built in 2008 on an adjoining site and manages and maintains the adjoining fields. In addition, it hires out the cabin and fields.
- This EINA relates to Dose of Nature's proposal to expand its activities at Pensford Fields and to the proposal to effect the change of management of the fields and cabin.
- DoN supports people suffering from a wide range of mental health issues, including depression, anxiety, trauma, bereavement, addictions and long covid. Clients are referred to it directly by all GPs in Richmond and Kingston. It also takes referrals for young people aged 15 and over from several youth services, including the Mental Health in Schools Team, the Leaving Care Transitions Team, Tier 2 and 3 CAMHS teams, Achieving for Children, and Off the Record.
- It delivers preventive programmes and wellbeing workshops to hundreds of people, in small but diverse groups, including paramedics, firefighters, refugees, domestic abuse survivors, carers, young parents, children, families, students, older adults, GPs, teachers, charity leaders, and environmentalists.
- There are increased demand and prevalence of mental health support needs in the borough and nationally. The Council wishes to work with established organisations to

bring capacity into the mental health system, utilising one of Richmond's greatest assets, our natural green spaces.

- DoN received over 1,000 referrals in the first four years of operation (as per 2022-23 Annual Report from 70 GPs and a further 7 organisations providing mental health support to vulnerable adults and young people and states that it is currently unable to meet demand for clients in Richmond and its ability to grow is undermined by restrictions placed upon it by the PEST. DoN is currently only able to deliver services to around 300 vulnerable adults and 100 young people (aged 15+) a year. If the proposal goes ahead it is planned to expand the service delivery to better meet the referral demand.
- DoN has, over the last 2 years, tried to negotiate with the PEST for greater access but says that rather than access being increased it has been restricted. It has reached the point where the relationship between the groups has become strained and it has asked the Council to consider terminating the PEST lease and granting a new lease to DoN who believe that it would provide a better service to the community.
- In addition to the service expansion mentioned above, DoN also proposes to enhance Pensford Field to create a vibrant community space, where all local people, young and old, feel welcome at any time to enjoy a haven of wilderness in the middle of an urban space, meet others and engage in outdoor social activities whilst learning to protect it. Its intent is to expand wider community use of the field beyond mental health work and to a far greater extent than the current provision.

This EINA therefore looks at two populations

- The residents of Richmond and Kingston who may be referred by their GP for the current DoN services.
- The residents of the immediate local area who may use the space without a referral.
- Whilst information was provided on the total level of referrals, service user level data was not available, and therefore a breakdown of this data by the protected characteristics was also not available. Whilst this makes it challenging to assess the impact and extent of levels of over or under representation across different protected characteristics, the service provides preventative and wellbeing support to diverse groups.

Key Findings:

- The EINA has found that there is no evidence to suggest this proposal will result in a disproportionately negative impact on any particular protected characteristic.
- The proposal will bring a number of positive benefits across diverse groups requiring mental health support across all protected characteristics as well as the wider local community through providing a vibrant community space (see impacts for more detail). However, we will work with Dose of Nature to monitor use to see if any unanticipated negative impacts emerge and if necessary, put in place suitable mitigations.

**2. Evidence gathering and engagement**

**a. What evidence has been used for this assessment? For example, national data, local data via DataRich or DataWand**


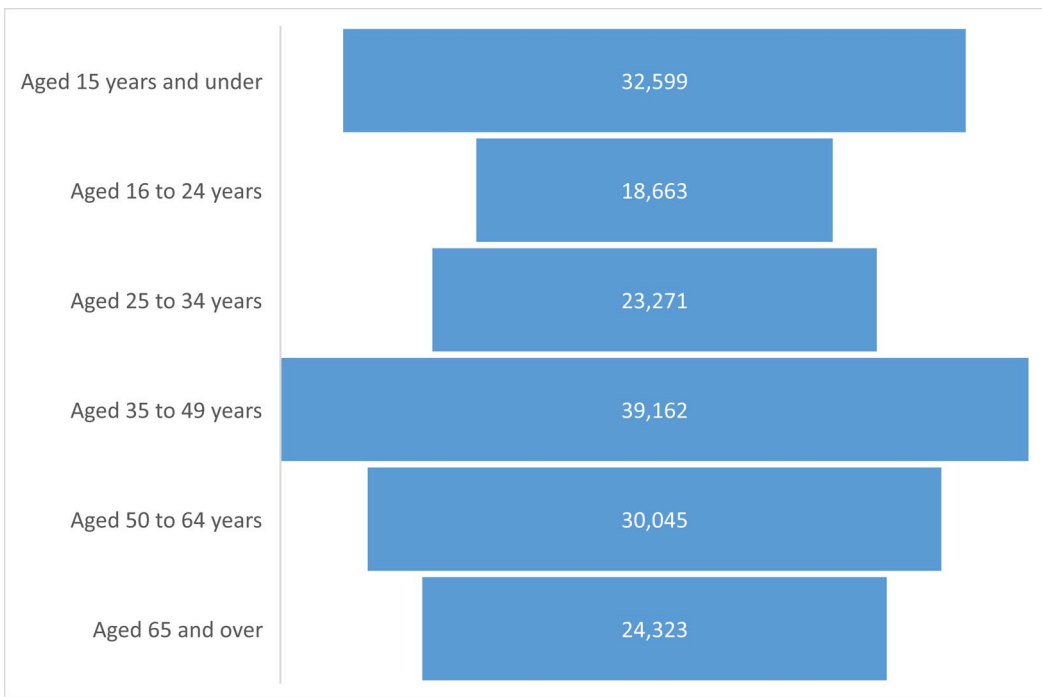
Evidence	Source
London Boroughs of Richmond & Kingston Demographic & Local Data	ONS Census 2021
Deprivation in the local area	IMD 2019
Pregnancies in Richmond	ONS Conceptions in England and Wales statistics, 2021

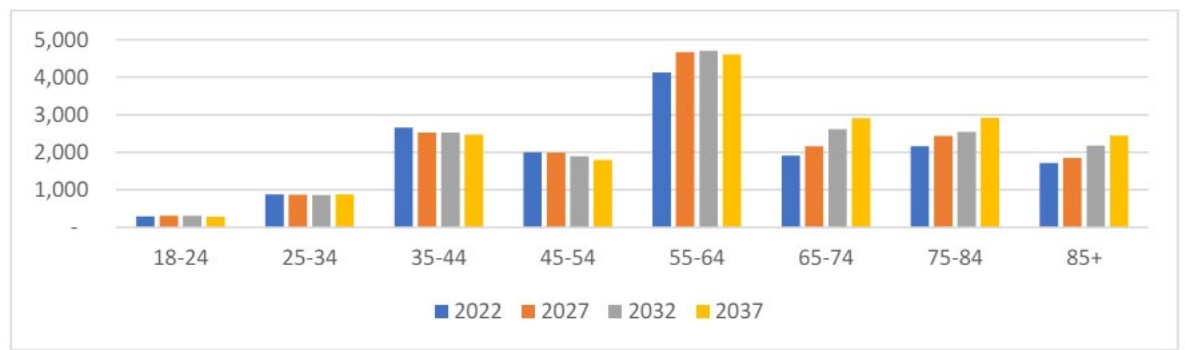
**b. Who have you engaged and consulted with as part of your assessment?**

Individuals/Groups	Consultation/Engagement results	Date	What changed as a result of the consultation
Sports Development and Partnership	Supported proposal	April 2024	A recommendation for funding was put forward for decision by the Director of Public Health

**3. Analysis of need**

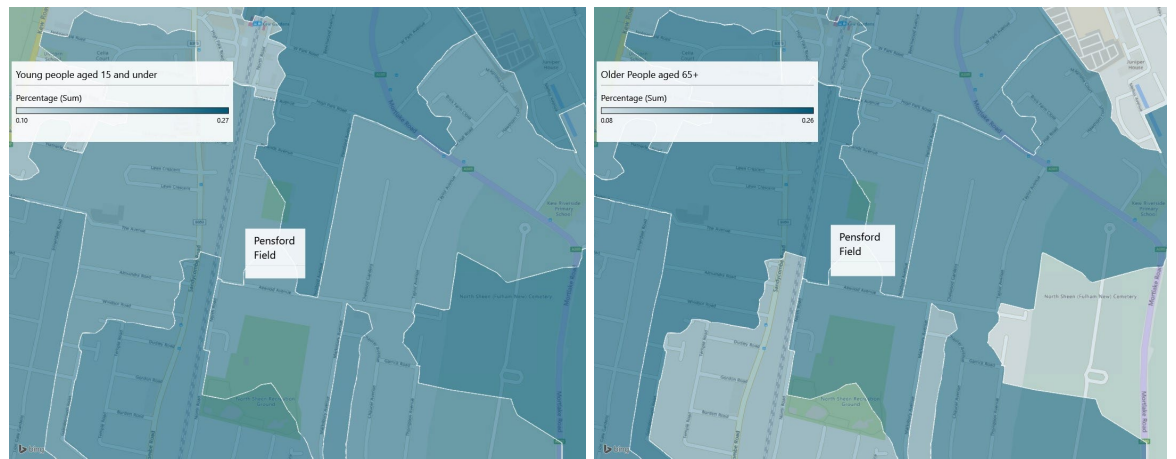
Potential impact on this group of residents and actions taken to mitigate impact and advance equality, diversity and inclusion

Protected group	Findings																												
<p><b>Age</b></p>	<p><b>Data</b></p> <p><i>Richmond</i></p>  <table border="1"> <thead> <tr> <th>Age Group</th> <th>Prevalence (K)</th> </tr> </thead> <tbody> <tr> <td>Aged 15 years and under</td> <td>39K</td> </tr> <tr> <td>Aged 16 to 24 years</td> <td>16K</td> </tr> <tr> <td>Aged 25 to 34 years</td> <td>22K</td> </tr> <tr> <td>Aged 35 to 49 years</td> <td>47K</td> </tr> <tr> <td>Aged 50 to 64 years</td> <td>39K</td> </tr> <tr> <td>Aged 65 years and over</td> <td>31K</td> </tr> </tbody> </table> <p><i>Kingston</i></p>  <table border="1"> <thead> <tr> <th>Age Group</th> <th>Prevalence</th> </tr> </thead> <tbody> <tr> <td>Aged 15 years and under</td> <td>32,599</td> </tr> <tr> <td>Aged 16 to 24 years</td> <td>18,663</td> </tr> <tr> <td>Aged 25 to 34 years</td> <td>23,271</td> </tr> <tr> <td>Aged 35 to 49 years</td> <td>39,162</td> </tr> <tr> <td>Aged 50 to 64 years</td> <td>30,045</td> </tr> <tr> <td>Aged 65 and over</td> <td>24,323</td> </tr> </tbody> </table> <p><i>Richmond- Adults with mental health needs (18+) demographic prevalence from GLA population and prevalence projections</i></p>	Age Group	Prevalence (K)	Aged 15 years and under	39K	Aged 16 to 24 years	16K	Aged 25 to 34 years	22K	Aged 35 to 49 years	47K	Aged 50 to 64 years	39K	Aged 65 years and over	31K	Age Group	Prevalence	Aged 15 years and under	32,599	Aged 16 to 24 years	18,663	Aged 25 to 34 years	23,271	Aged 35 to 49 years	39,162	Aged 50 to 64 years	30,045	Aged 65 and over	24,323
Age Group	Prevalence (K)																												
Aged 15 years and under	39K																												
Aged 16 to 24 years	16K																												
Aged 25 to 34 years	22K																												
Aged 35 to 49 years	47K																												
Aged 50 to 64 years	39K																												
Aged 65 years and over	31K																												
Age Group	Prevalence																												
Aged 15 years and under	32,599																												
Aged 16 to 24 years	18,663																												
Aged 25 to 34 years	23,271																												
Aged 35 to 49 years	39,162																												
Aged 50 to 64 years	30,045																												
Aged 65 and over	24,323																												



**Local area:**

While the social prescription service works across both Richmond and Kingston, the proposal also looks to make the site a local hub for the nearby population. The site sits at a junction point of three different LSOAs (LSOA numbers: E01003846, E0103849 & E01033571) and close to the borders with several others. The maps below show census population age breakdowns in each LSOA close to the site.



The approximate location of Pensford Field is marked on the maps.

Age profile of LSOAs	
Aged 15 years and under	915
Aged 16 to 24 years	402
Aged 25 to 34 years	427
Aged 35 to 49 years	1,040
Aged 50 to 64 years	1,056
Aged 65 years and over	889
Total population	4729

*Service user level data was not available*

**Key Findings**

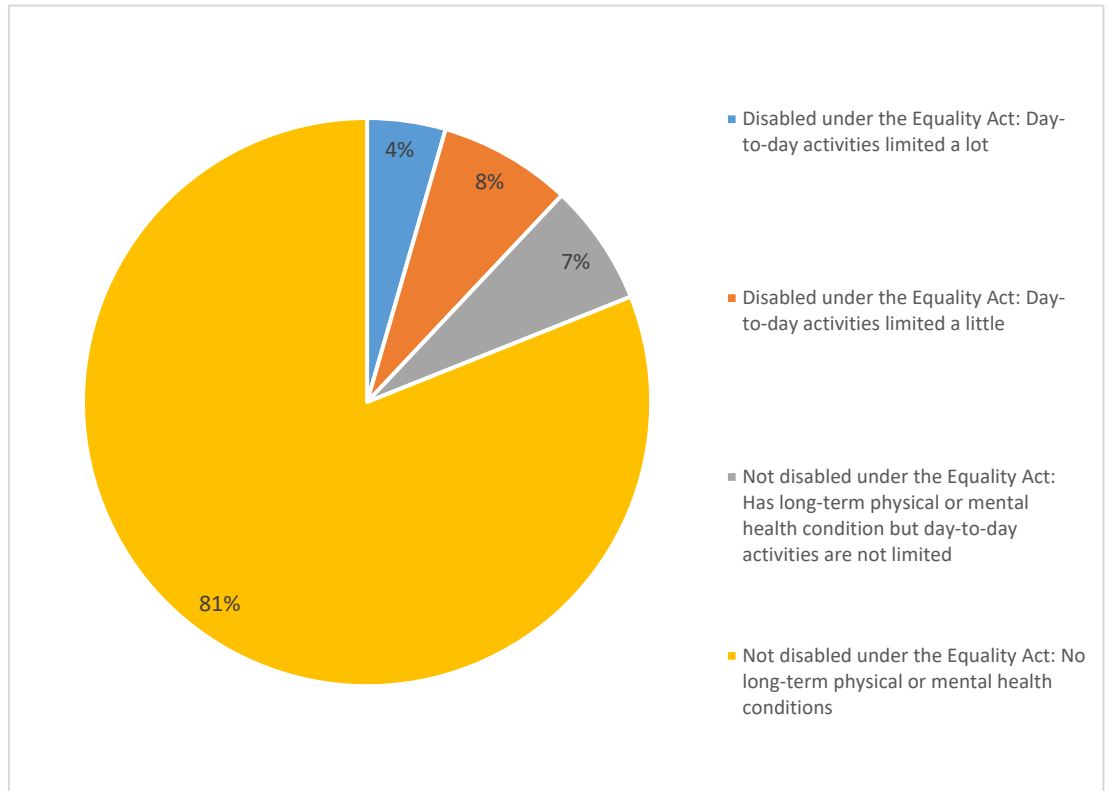
- Referrals for the mental health service are for adults and young people aged 15+

- According to the GLA population and prevalence projections, there are an estimated 49,580 residents aged 18 and above with a common mental health condition in Richmond as of 2023.
- Whilst the projected increase for those with a common mental health condition aged between 18 and 64 is set to increase slowly by 6% (44,773 to 42,273) to 2038, for those aged 65 and above, there is a greater increase of 39% (4,807 to 6,685).
- The maps above show the percentage of the population of young people aged 0 – 15 and the population of older people aged 65+ in the area. Of the three LSOAs that overlap the site the percentage aged 15 and under ranges from 18 to 22%. The percentage of the population aged 65+ ranges from 18-20%.
- The overall age profile of the 3 LSOAs is similar to that of Richmond as a whole and it is unlikely that there will be any major local community impact on any one age group.

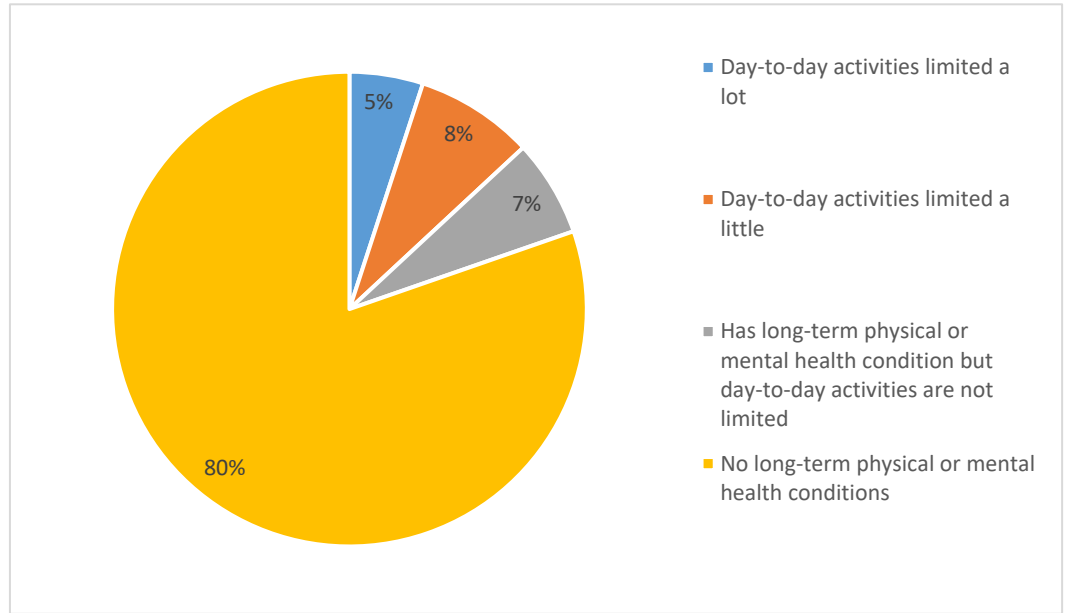
**Disability**

**Data**

*Richmond*

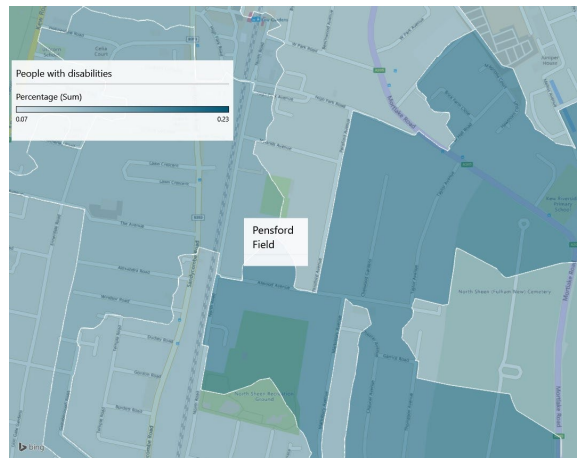


Kingston



Local area:

The maps below show census population breakdowns for people with disabilities in each LSOA close to the site.



The approximate location of Pensford Field is marked on the map.

*Service user level data was not available*

**Key Findings**

- For both boroughs, roughly 7% (13,524 for Richmond, 11,086 for Kingston) have a long-term physical or mental health condition (but day-to-day activities are not limited).
- The map above shows the percentage of the population in each LSOA who are disabled. This ranges from 9-16% in the three LSOAs overlapping

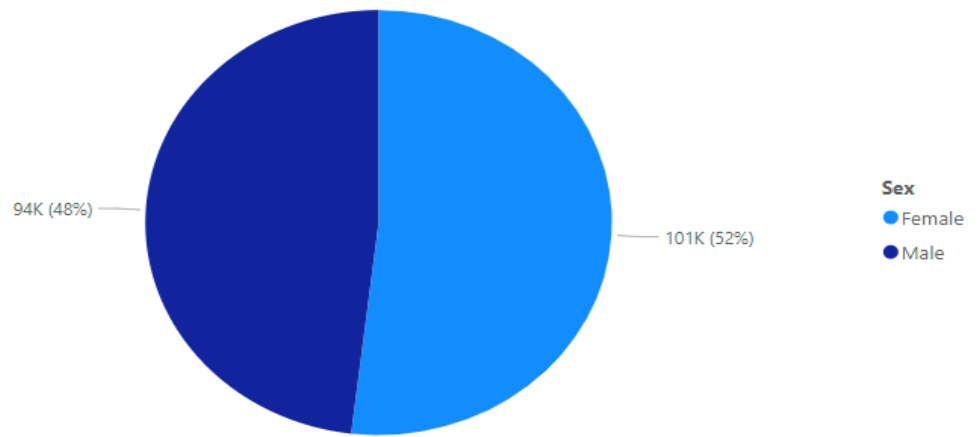
the site. In total there are 577 people in the three LSOAs who are disabled under the Equalities Act.

- Research shows that being in nature can have a positive effect on mental wellbeing and mental health.<sup>1</sup> And the proposed expansion of the service from 400 people to meeting the referral demand of 1000 people will particularly benefit this community.

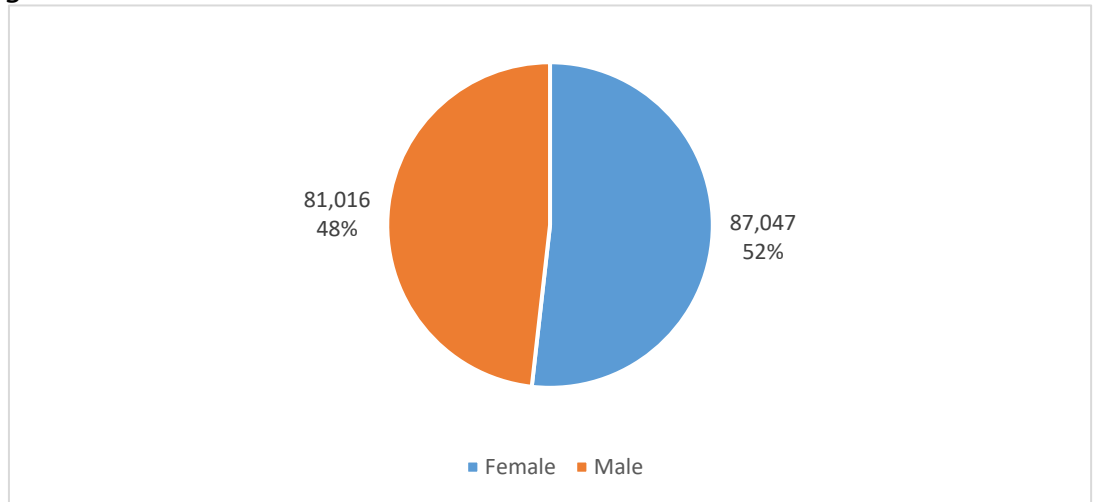
**Sex**

**Data**

*Richmond*



*Kingston*

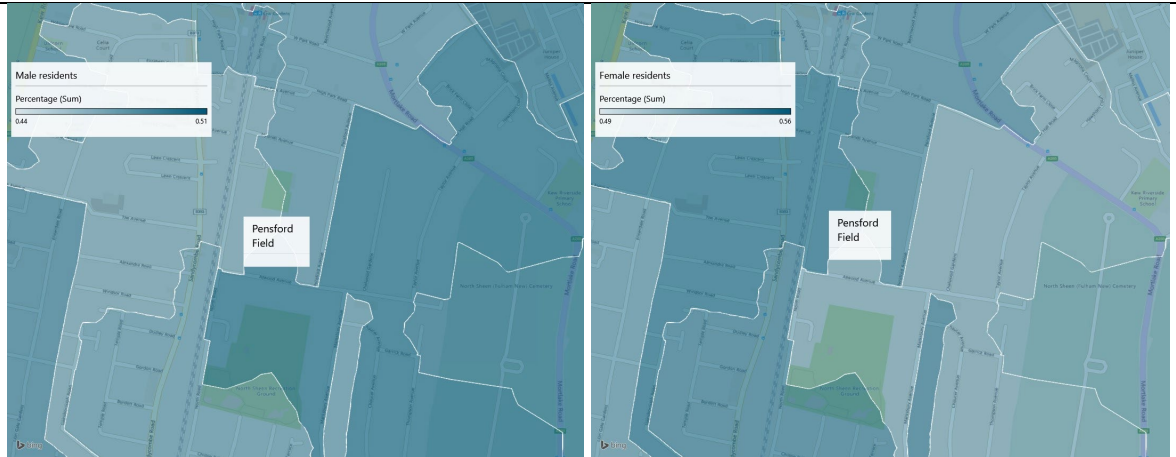


Local area:

The maps below show census population breakdowns by gender in each LSOA close to the site.

<sup>1</sup> [Nature Mental Health, Nature: How connecting with nature benefits our mental health | Mental Health Foundation](#), [How nature benefits mental health - Mind](#), [Thriving with Nature | Mental Health Foundation](#)





The approximate location of Pensford Field is marked on the map.

*Service user level data was not available*

**Key Findings**

- Across both boroughs, 52% are female and 48% are male.
- The maps above show the percentage of the population by gender in the local area. 52% of the population in the three main LSOAs affected are female.

**Gender reassignment**

**Data**

*Richmond    Kingston*

Gender identity the same as sex registered at birth	146,446	125,513
Not answered	8,778	9,065
Gender identity different from sex registered at birth but no specific identity given	227	365
Trans woman	137	170
Trans man	110	162
All other gender identities	72	125
Non-binary	64	64
<b>Total</b>	<b>155,834</b>	<b>135,464</b>

*Local data is not available*

*Service user level data was not available*

**Key Findings**

- Across both boroughs, in total, 0.3% identify as either a Trans woman, Trans man or as Non-binary.

<b>Marriage and civil partnership</b>	<b>Data</b>	<i>Richmond Kingston</i>										
	Married: Opposite sex	75,898	62,981									
	Never married and never registered a civil partnership	55,958	53,331									
	Does not apply	39,444	32,599									
	Divorced	12,472	9,751									
	Widowed	7,220	6,104									
	Separated, but still married	2,983	2,456									
	Married: Same sex	579	383									
	In a registered civil partnership: Same sex	450	248									
	In a registered civil partnership: Opposite sex	178	145									
	Formerly in a civil partnership now legally dissolved	46	25									
	Surviving partner from civil partnership	28	24									
	Separated, but still in a registered civil partnership	22	15									
	<b>Total</b>	<b>195,278</b>	<b>168,062</b>									
	<p>Local area: The table below shows the population in the three main LSOAs by marital status</p> <table border="1"> <tr> <td>Never married and never registered a civil partnership</td> <td>1329</td> </tr> <tr> <td>Married or in a registered civil partnership</td> <td>2225</td> </tr> <tr> <td>Separated, but still legally married or still legally in a civil partnership</td> <td>73</td> </tr> <tr> <td>Divorced or civil partnership dissolved</td> <td>283</td> </tr> <tr> <td>Widowed or surviving civil partnership partner</td> <td>177</td> </tr> </table> <p><i>Service user level data was not available</i></p> <p><b>Key Findings</b></p> <ul style="list-style-type: none"> <li>Over half the adult residents of the area are married or in a civil partnership. A significant minority of 33% have never married or registered a civil partnership.</li> </ul>			Never married and never registered a civil partnership	1329	Married or in a registered civil partnership	2225	Separated, but still legally married or still legally in a civil partnership	73	Divorced or civil partnership dissolved	283	Widowed or surviving civil partnership partner
Never married and never registered a civil partnership	1329											
Married or in a registered civil partnership	2225											
Separated, but still legally married or still legally in a civil partnership	73											
Divorced or civil partnership dissolved	283											
Widowed or surviving civil partnership partner	177											
<b>Pregnancy and maternity</b>	<p><b>Data</b></p> <p>In 2022 Richmond's fertility rate was 1.40, the same as in 2019 but a decline from previous years.</p> <p>In 2022 Kingston's fertility rate was 1.35 children per woman, declining from 1.55 in 2016.</p> <p>Data in Richmond show an estimated 2,500 conceptions a year with 23% leading to abortion<sup>2</sup>.</p> <p><i>Local data is not available</i></p>											

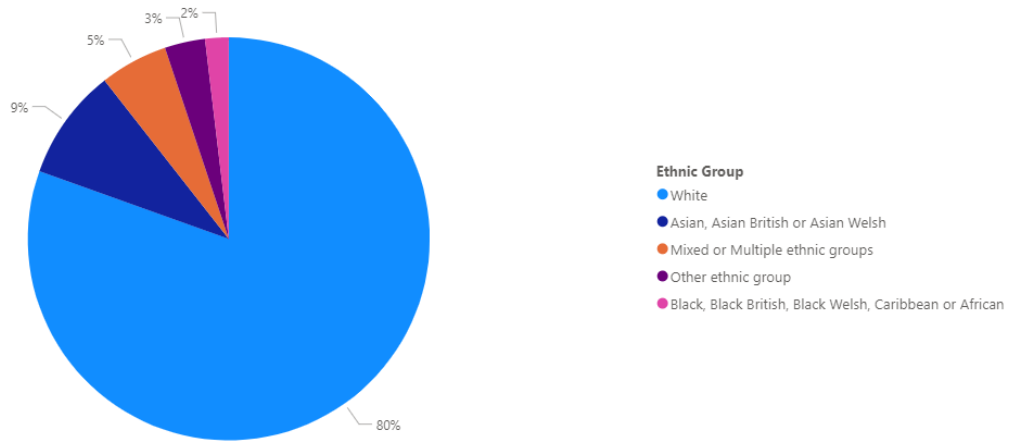
<sup>2</sup> ONS Conceptions in England and Wales statistics, 2021

*Service user level data was not available*

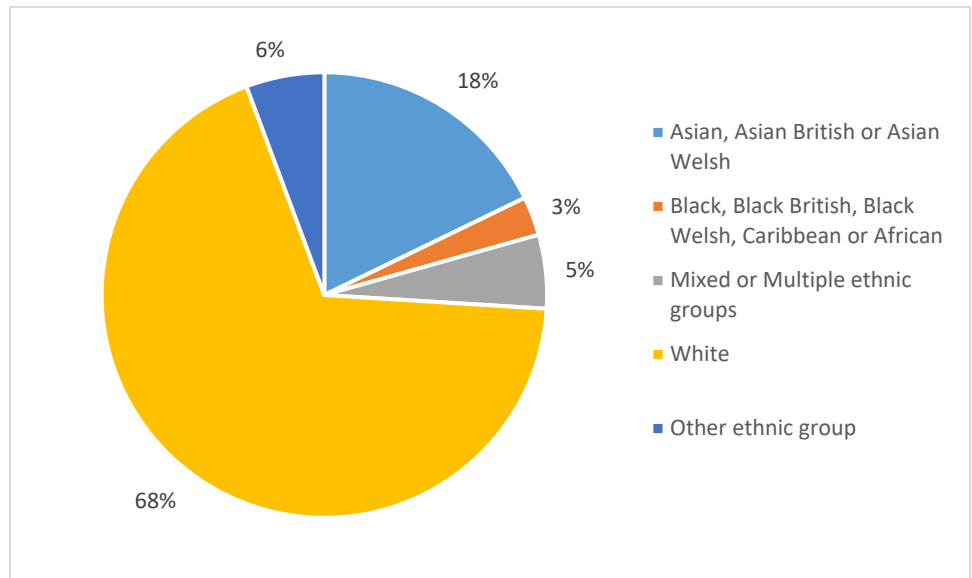
**Race/ethnicity**

**Data**

*Richmond*

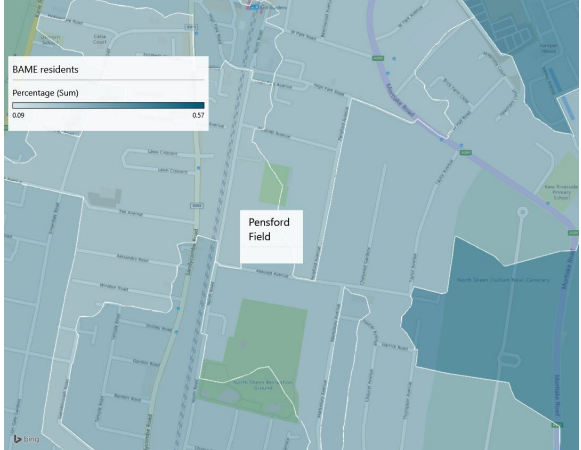


*Kingston*



**Local area:**

The maps below show census population breakdowns in each LSOA close to the site.



The approximate location of Pensford Field is marked on the map

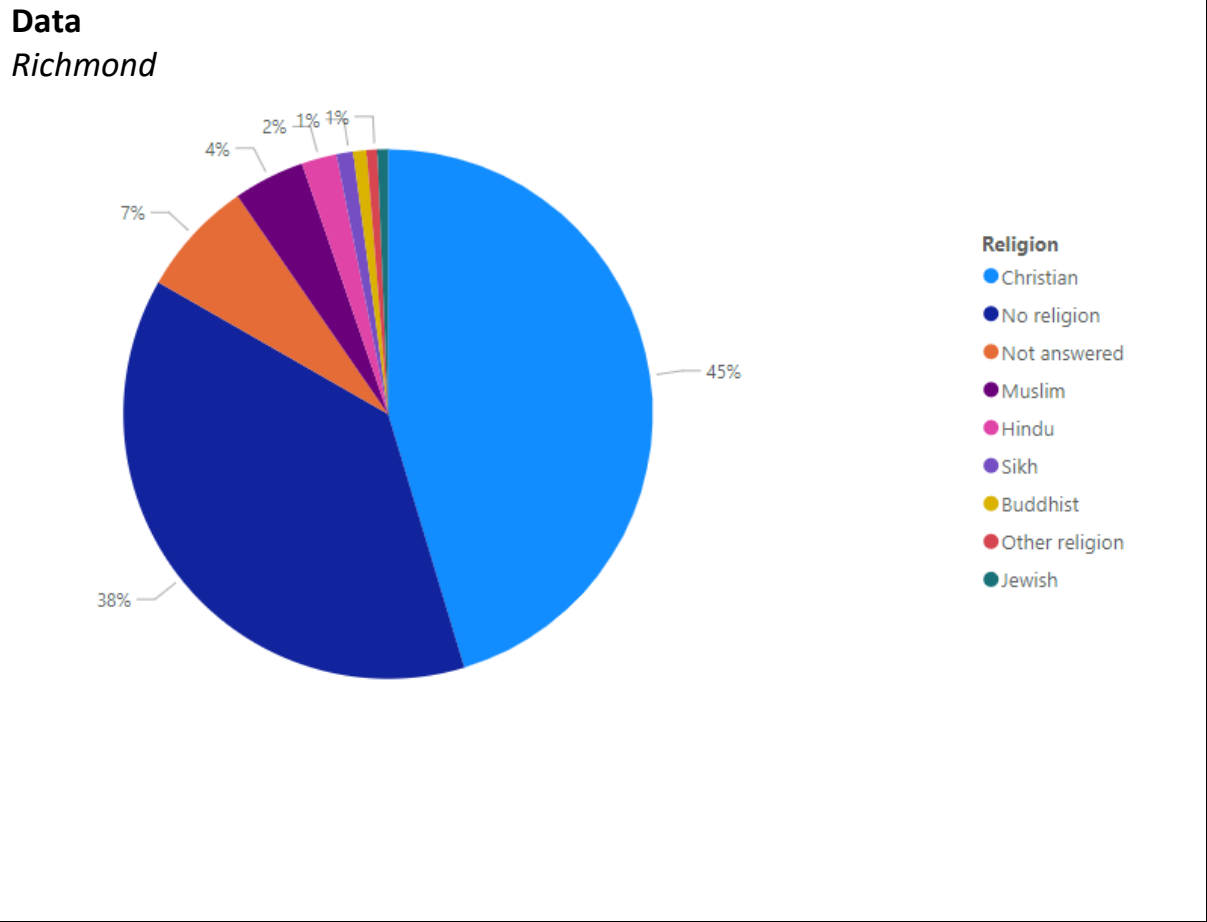
Residents in main 3 LSOAs	
Asian, Asian British or Asian Welsh	436
Black, Black British, Black Welsh, Caribbean or African	83
Mixed or Multiple ethnic groups	345
White	4,054
Other ethnic group	188

*Service user level data was not available*

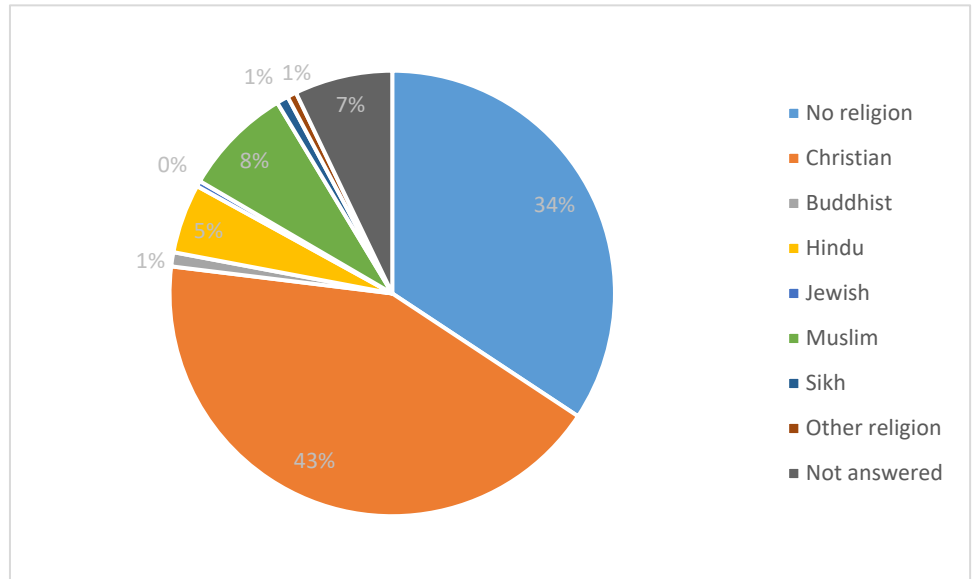
**Key Findings**

- 79% of residents in the three main LSOAs are white (similar to the Richmond figure of 80%). As can be seen above, the next most common ethnicity is Asian with 9% of the population.

**Religion and belief, including non-belief**



**Kingston**



**Local area:**

The table below shows census population breakdowns in each LSOA close to the site.

No religion	1,699
Christian	2,274
Buddhist	38
Hindu	66
Jewish	44
Muslim	198
Sikh	37
Other religion	26
Not answered	355

*Service user level data was not available*

**Key Findings**

- In the local area 48% of the residents are Christian and 36% have no religion. 7% did not answer the question.
- Overall, Christianity is the largest religion across both boroughs (45% for Richmond, 43% for Kingston), with the next largest group as those who have no religion (38% for Richmond, 34% for Kingston).

**Sexual orientation Data**

	<i>Richmond</i>	<i>Kingston</i>
Straight or Heterosexual	138,752	119,304
Gay or Lesbian	2,894	11,518

	<table border="1"> <tr> <td>Bisexual</td> <td>1,848</td> <td>2,110</td> </tr> <tr> <td>Pansexual</td> <td>319</td> <td>2,022</td> </tr> <tr> <td>Asexual</td> <td>93</td> <td>340</td> </tr> <tr> <td>Queer</td> <td>57</td> <td>76</td> </tr> <tr> <td>All other sexual orientations</td> <td>23</td> <td>63</td> </tr> <tr> <td>Not answered</td> <td>11,845</td> <td>32</td> </tr> <tr> <td><b>Total</b></td> <td><b>155,831</b></td> <td><b>135,465</b></td> </tr> </table> <p><i>Local data is not available</i> <i>Service user level data was not available</i></p> <p><b>Key Findings</b></p> <ul style="list-style-type: none"> <li>The majority of residents in Richmond (89%) and Kingston (88%) describe themselves as straight/heterosexual. There is a significant proportion who did not answer this question for both boroughs too (Richmond: 8%, Kingston: 9%).</li> </ul>	Bisexual	1,848	2,110	Pansexual	319	2,022	Asexual	93	340	Queer	57	76	All other sexual orientations	23	63	Not answered	11,845	32	<b>Total</b>	<b>155,831</b>	<b>135,465</b>																					
Bisexual	1,848	2,110																																									
Pansexual	319	2,022																																									
Asexual	93	340																																									
Queer	57	76																																									
All other sexual orientations	23	63																																									
Not answered	11,845	32																																									
<b>Total</b>	<b>155,831</b>	<b>135,465</b>																																									
<p><b>Across groups i.e. older LGBT service users or Black, Asian &amp; Minority Ethnic young men.</b></p>	<p><i>Service user level data was not available</i> <a href="#">DataRich – Population Explorer</a> has some demographic data across characteristics (e.g. sex by ethnicity, age, disability etc.) – can be found by Ward.</p>																																										
<p><b>Socio-economic status (to be treated as a protected characteristic under Section 1 of the Equality Act 2010)</b> <b>Include the following groups:</b></p> <ul style="list-style-type: none"> <li><b>Deprivation (measured by the 2019 English Indices of Deprivation)</b></li> </ul>	<p><b>Data Carers</b></p> <table border="1"> <thead> <tr> <th></th> <th><i>Richmond</i></th> <th><i>Kingston</i></th> </tr> </thead> <tbody> <tr> <td>Does not apply</td> <td>11,103</td> <td>9,559</td> </tr> <tr> <td>Provides no unpaid care</td> <td>171,029</td> <td>146,993</td> </tr> <tr> <td>Provides 9 hours or less unpaid care a week</td> <td>6,250</td> <td>4,828</td> </tr> <tr> <td>Provides 10 to 19 hours unpaid care a week</td> <td>1,812</td> <td>1,544</td> </tr> <tr> <td>Provides 20 to 34 hours unpaid care a week</td> <td>970</td> <td>1,113</td> </tr> <tr> <td>Provides 35 to 49 hours unpaid care a week</td> <td>1,115</td> <td>1,136</td> </tr> <tr> <td>Provides 50 or more hours unpaid care a week</td> <td>2,999</td> <td>2,890</td> </tr> <tr> <td><b>Total</b></td> <td><b>195,278</b></td> <td><b>168,063</b></td> </tr> </tbody> </table> <p><b>Deprivation</b> <i>Richmond</i></p> <table border="1"> <thead> <tr> <th></th> <th>Number of LSOAs<sup>3</sup></th> <th>Percentage of LSOAs</th> </tr> </thead> <tbody> <tr> <td>Most deprived 20% of the country</td> <td>1</td> <td>1%</td> </tr> <tr> <td>2<sup>nd</sup> most deprived 20% of the country</td> <td>5</td> <td>4%</td> </tr> <tr> <td>3<sup>rd</sup> most deprived 20% of the country</td> <td>11</td> <td>10%</td> </tr> <tr> <td>4<sup>th</sup> most deprived 20% of the country</td> <td>23</td> <td>20%</td> </tr> </tbody> </table>		<i>Richmond</i>	<i>Kingston</i>	Does not apply	11,103	9,559	Provides no unpaid care	171,029	146,993	Provides 9 hours or less unpaid care a week	6,250	4,828	Provides 10 to 19 hours unpaid care a week	1,812	1,544	Provides 20 to 34 hours unpaid care a week	970	1,113	Provides 35 to 49 hours unpaid care a week	1,115	1,136	Provides 50 or more hours unpaid care a week	2,999	2,890	<b>Total</b>	<b>195,278</b>	<b>168,063</b>		Number of LSOAs <sup>3</sup>	Percentage of LSOAs	Most deprived 20% of the country	1	1%	2 <sup>nd</sup> most deprived 20% of the country	5	4%	3 <sup>rd</sup> most deprived 20% of the country	11	10%	4 <sup>th</sup> most deprived 20% of the country	23	20%
	<i>Richmond</i>	<i>Kingston</i>																																									
Does not apply	11,103	9,559																																									
Provides no unpaid care	171,029	146,993																																									
Provides 9 hours or less unpaid care a week	6,250	4,828																																									
Provides 10 to 19 hours unpaid care a week	1,812	1,544																																									
Provides 20 to 34 hours unpaid care a week	970	1,113																																									
Provides 35 to 49 hours unpaid care a week	1,115	1,136																																									
Provides 50 or more hours unpaid care a week	2,999	2,890																																									
<b>Total</b>	<b>195,278</b>	<b>168,063</b>																																									
	Number of LSOAs <sup>3</sup>	Percentage of LSOAs																																									
Most deprived 20% of the country	1	1%																																									
2 <sup>nd</sup> most deprived 20% of the country	5	4%																																									
3 <sup>rd</sup> most deprived 20% of the country	11	10%																																									
4 <sup>th</sup> most deprived 20% of the country	23	20%																																									

<sup>3</sup> IMD 2019

- **Low-income groups & employment**
- **Carers**
- **Care experienced people**
- **Single parents**
- **Health inequalities**
- **Refugee status**

Least deprived 20% of the country	75	65%
-----------------------------------	----	-----

### Kingston

	Number of LSOAs <sup>4</sup>	Percentage of LSOAs
Most deprived 20% of the country	1	1%
2 <sup>nd</sup> most deprived 20% of the country	3	3%
3 <sup>rd</sup> most deprived 20% of the country	21	21%
4 <sup>th</sup> most deprived 20% of the country	35	36%
Least deprived 20% of the country	38	39%

### Local area

The table below shows the deprivation quintiles of the three Richmond LSOAs that are local to Pensford Fields.

	Deprivation rank	Employment rank	Health rank	Living environment rank
E01003846	Least deprived	Least deprived	Least deprived	2 <sup>nd</sup> most deprived
E01003849	Least deprived	4 <sup>th</sup> most deprived	Least deprived	2 <sup>nd</sup> most deprived
E01033571	4 <sup>th</sup> most deprived	3 <sup>rd</sup> most deprived	Least deprived	3 <sup>rd</sup> most deprived

*Service user level data was not available*

### Refugees and Asylum Seekers

	Richmond upon Thames <sup>5</sup>	Kingston upon Thames
<b>Homes for Ukraine - not including super sponsors (arrivals)</b>	873	524
<b>Afghan Resettlement Programme (total) (population)</b>	26	81
Interim	0	0
settled in LA housing	18	80
settled in PRS housing	8	1
<b>Supported Asylum (total) (population)</b>	22	140
Initial Accommodation	0	0
Dispersed Accommodation	11	15
Contingency Accommodation	0	125
Other Accommodation	0	0
Subsistence only	11	0
<b>All 3 pathways (total)</b>	921	745
<b>Borough population</b>	195,232	168,302

<sup>4</sup> IMD 2019

<sup>5</sup> [Home Office - Immigration system statistics data tables](#)

	<b>Per capita (%)</b>	0.47%	0.44%
<b>Household composition</b>			
	<b>Richmond</b>	<b>Kingston</b>	<b>Local LSOAs</b>
One-person household	23,875 (30%)	17,716 (27%)	520 (26%)
Married or civil partnership couple household	37,040 (46%)	30,068 (46%)	1,029 (50%)
Cohabiting couple household	9,519 (12%)	7,892 (12%)	226 (11%)
Lone parent household	7,865 (10%)	7,115 (11%)	209 (10%)
Multi-person household	2,404 (3%)	2,835 (4%)	55 (3%)
<b>Key Findings</b>			
<ul style="list-style-type: none"> <li>• Whilst the majority of residents do not provide unpaid care across both boroughs, overall, 13,146 residents in Richmond (7%) and 11,511 residents in Kingston (7%) provide unpaid care.</li> <li>• Overall 65% of Richmond LSOAs are in the least deprived 20% in the country and two of the local LSOAs are also in that bracket with one in the bracket above. All of the three are in the least deprived health rating in the country, however there is considerably more deprivation in the living environment with two of the three in the 2<sup>nd</sup> most deprived living environment in the country. The living environment measures the quality of the local environment and comprises two sub-domains: the ‘indoors’ living environment which measures the quality of housing; while the ‘outdoors’ living environment contains measures of air quality and road traffic accidents There is no information on how the service may or may not affect asylum seekers and refugees. The breakdown of asylum seekers and refugees in Richmond does not show these at a more local level and there is no information on the refugee status of referrals</li> <li>• 10% of the Richmond households are lone parent families, this is mirrored in the three local LSOAs. Therefore there is unlikely to be any disproportionate effect on this group.</li> </ul>			

<b>Data gap(s)</b>	<b>How will this be addressed?</b>
Service user level data	Through contract monitoring or a bespoke request to DoN? Is it possible to obtain GP referral data?



**4. Impact**

<b>Protected group</b>	<b>Positive</b>	<b>Negative</b>
<b>Age</b>	<p>DoN works across all age groups, including younger and older adults. Therefore, potentially through this proposal, DoN will be able to reach more residents from different ages to have a greater positive impact. It aims to increase focus on the number of young people supported annually through its programme and expand its preventive work with local schools and colleges. Expanding the role of Pensford Field as a community hub will also enhance the wellbeing of all age groups in the local area.</p>	<p>Under the proposals, all existing users will continue to be able to access and use the site as currently. There is no evidence to suggest this proposal will have a disproportionately negative impact on anyone in this category. However, we will work with Dose of Nature to monitor use to see if any unanticipated negative impacts emerge and if necessary, put in place suitable mitigations.</p>
<b>Disability</b>	<p>DoN’s 2022-23 annual report highlighted that 95% of clients reported a reduction in anxiety and depression. As highlighted in borough and local data, there is a significant proportion of the population who have a mental health condition, which is also projected to increase in the future, therefore, potentially through this proposal, DoN will be able to reach more vulnerable residents with a mental health need including young people referred via CAMHs to provide effective support and positive outcomes. Expanding the role of Pensford Field as a community hub will also enhance the mental wellbeing of other people with disabilities in the local area.</p>	<p>There is no evidence to suggest this proposal will have a disproportionately negative impact on anyone in this category.</p>

<p><b>Sex</b></p>	<p>DoN will be able to reach more residents, regardless of their sex, to positively impact their mental health. Expanding the role of Pensford Field as a community hub will also enhance the wellbeing of all those male female or non-binary in the local area.</p>	<p>There is no evidence to suggest this proposal will have a disproportionately negative impact on anyone in this category.</p>
<p><b>Gender reassignment</b></p>	<p>DoN will be able to reach more residents, regardless of their gender identity, to positively impact their mental health. Expanding the role of Pensford Field as a community hub will also enhance the wellbeing of all trans people in the local area.</p>	<p>There is no evidence to suggest this proposal will have a disproportionately negative impact on anyone in this category.</p>
<p><b>Marriage and civil partnership</b></p>	<p>DoN will be able to reach more residents, regardless of their marital status, to positively impact their mental health. Expanding the role of Pensford Field as a community hub will also enhance the wellbeing of all those in the local area whatever their marital status.</p>	<p>There is no evidence to suggest this proposal will have a disproportionately negative impact on anyone in this category.</p>
<p><b>Pregnancy and maternity</b></p>	<p>DoN already provides services to new parents, and through this proposal, they will be able to reach out to residents who are pregnant and a greater number of those who are new parents, thus positively impacting their mental health. Expanding the role of Pensford Field as a community hub will also enhance the wellbeing of all pregnant people or new parents in the local area.</p>	<p>There is no evidence to suggest this proposal will have a disproportionately negative impact on anyone in this category.</p>
<p><b>Race/ethnicity</b></p>	<p>DoN will be able to reach more residents, regardless of their</p>	<p>There is no evidence to suggest this proposal will have a</p>

	<p>race/ethnicity, to positively impact their mental health.</p> <p>Expanding the role of Pensford Field as a community hub will also enhance the wellbeing of all those from Black Asian and Minority Ethnic or white British communities in the local area.</p>	<p>disproportionately negative impact on anyone in this category.</p>
<p><b>Religion and belief, including non-belief</b></p>	<p>DoN will be able to reach more residents, regardless of their religion, to positively impact their mental health.</p> <p>Expanding the role of Pensford Field as a community hub will also enhance the wellbeing of all those with or without a religion in the local area.</p>	<p>There is no evidence to suggest this proposal will have a disproportionately negative impact on anyone in this category.</p>
<p><b>Sexual orientation</b></p>	<p>DoN will be able to reach more residents, regardless of their sexual orientation, to positively impact their mental health.</p> <p>Expanding the role of Pensford Field as a community hub will also enhance the wellbeing of all those LGBTQI+ or heterosexual people in the local area.</p>	<p>There is no evidence to suggest this proposal will have a disproportionately negative impact on anyone in this category.</p>
<p><b>Socio-economic status (to be treated as a protected characteristic under Section 1 of the Equality Act 2010)</b>  <b>Include the following groups:</b></p> <ul style="list-style-type: none"> <li>• <b>Deprivation (measured by the 2019 English Indices of Deprivation)</b></li> <li>• <b>Low-income groups &amp; employment</b></li> <li>• <b>Carers</b></li> </ul>	<p>DoN already has a number of service users who are carers, experiencing homelessness, refugees and those who are survivors of domestic abuse. If DoN are able to access more vulnerable residents from these groups, they will be able to provide greater mental health support and outcomes.</p> <p>The area is shown as more deprived in the living environment than the majority of the country and the expansion of Pensford Fields into a more active community hub will have a</p>	<p>There is no evidence to suggest this proposal will have a disproportionately negative impact on anyone in this category.</p>

<ul style="list-style-type: none"> <li>• <b>Care experienced people</b></li> <li>• <b>Single parents</b></li> <li>• <b>Health inequalities</b></li> <li>• <b>Refugee status</b></li> </ul>	positive impact on the living environment for those three LSOAs.	
--	--	--

**5. Actions to advance equality, diversity and inclusion**

Action	Lead Officer	Deadline
Monitor the numbers and description of those accessing the Project with a focus on equalities	Public Health	On-going
Obtain case studies of people from different backgrounds who have benefitted from the project	Public Health	On-going

**6. Further Consultation (optional section – complete as appropriate)**

Consultation planned	Date of consultation
n/a	n/a